

**Head of The Department**



Staff : VIJAYAN N.S.

Subject : ESL120(B) - CIVIL & MECHANICAL WORKSHOP

Session Name: Teacher Evaluation March 2021 R1

Session Id : TE-SN553-Apr-2021

Users Completed : 63

Batch : BTech KTU CS 2K20

Survey Id : TE26-Jan-2020

Overall Score : 90.57

Section	Question	Option	Mark	Users Opted	Opted %	Total Mark
1	1. Subject Knowledge	Excellent	17.75	51	80.95%	905.25
		Good	14.13	11	17.46%	155.43
		Fair	10.28	1	1.59%	10.28
		Poor	3.53	0	0%	0
		Can't Judge	8.00	0	0%	0
	2. Clarity and Understanding of teachers Explanations	Excellent	14.50	33	52.38%	478.5
		Good	11.81	21	33.33%	248.01
		Fair	8.11	9	14.29%	72.99
		Poor	2.01	0	0%	0
		Can't Judge	4.09	0	0%	0
	3. Teachers Willingness to Help	Excellent	7.50	37	58.73%	277.5
		Good	5.71	19	30.16%	108.49
		Fair	4.04	7	11.11%	28.28
		Poor	1.13	0	0%	0
		Can't Judge	2.21	0	0%	0
	4. Approximate % of classes NOT engaged by the teachers	Less than 10	5.85	50	79.37%	292.5
		10 to 25	3.66	3	4.76%	10.98
		More than 25	1.91	0	0%	0
		Can't Judge	1.64	10	15.87%	16.4
		5. Whether the teachers dictates notes only	No	4.00	57	90.48%
	Yes	0.67	1	1.59%	0.67	
	Can't Judge	1.65	5	7.94%	8.25	
2	1. Teachers ability to organize lecture	Excellent	9.25	37	58.73%	342.25
		Satisfactory	6.34	23	36.51%	145.82
		Inadequate	2.50	3	4.76%	7.5
		Can't Judge	3.16	0	0%	0
	2. Speed of presentation	Just Right	4.75	56	88.89%	266
		Too Fast	1.34	2	3.17%	2.68
		Can't Judge	1.40	5	7.94%	7
	3. Does the teacher encourage questioning	Yes	6.88	49	77.78%	337.12
		Some Times	3.89	10	15.87%	38.9
		No	0.74	0	0%	0
		Can't Judge	1.78	4	6.35%	7.12
	4. Behavior of the teacher	Pleasant	6.75	54	85.71%	364.5
		Indifferent	2.78	5	7.94%	13.9
		Unpleasant	1.28	1	1.59%	1.28
		Can't Judge	1.94	3	4.76%	5.82
	5. Sincerity of the teacher	Sincere	11.50	58	92.06%	667
		Not Sincere	1.33	0	0%	0
		Unable to Judge	5.06	4	6.35%	20.24
		Blank	4.03	1	1.59%	4.03
	6. Overall Teaching effectiveness	Excellent	11.25	37	58.73%	416.25
		Good	9.03	19	30.16%	171.57
		Fair	6.46	7	11.11%	45.22
		Poor	1.56	0	0%	0
		Can't Judge	2.03	0	0%	0

**Strength and Weakness**

- excellent teaching
- Though his lab sessions were online, he made up in the contact classes. Great sessions. He helped us immensely during practicals.
- excellent
- good helpful and considerate to students problems.

**Special Remarks**



*(Signature)*  
PRINCIPAL  
Sree Chitra Thirunal  
College of Engineering  
Trivandrum - 18

- He is the only one who doesn't talk to students, mostly stubborn. But he is good in what he do.
- explained well and was very helpful with the workshop sessions
- ????

**Head of The Department**



PRINCIPAL  
Sree Chitra Thiruna  
College of Engineering  
Trivandrum - 18



Staff : DR.SANUKRISHNA S.S.

Subject : EST120(B) - BASICS OF CIVIL & MECHANICAL ENGINEERING

Session Name: Teacher Evaluation March 2021 R1

Session Id : TE-SN553-Apr-2021

Users Completed : 63

Batch : BTech KTU CS 2K20


Survey Id : TE26-Jan-2020


Overall Score : 97.28

Section	Question	Option	Mark	Users Opted	Opted %	Total Mark
1	1. Subject Knowledge	Excellent	17.75	60	95.24%	1065
		Good	14.13	2	3.17%	28.26
		Fair	10.28	1	1.59%	10.28
		Poor	3.53	0	0%	0
		Can't Judge	8.00	0	0%	0
	2. Clarity and Understanding of teachers Explanations	Excellent	14.50	60	95.24%	870
		Good	11.81	3	4.76%	35.43
		Fair	8.11	0	0%	0
		Poor	2.01	0	0%	0
		Can't Judge	4.09	0	0%	0
	3. Teachers Willingness to Help	Excellent	7.50	57	90.48%	427.5
		Good	5.71	4	6.35%	22.84
		Fair	4.04	0	0%	0
		Poor	1.13	1	1.59%	1.13
		Can't Judge	2.21	1	1.59%	2.21
	4. Approximate % of classes NOT engaged by the teachers	Less than 10	5.85	51	80.95%	298.35
		10 to 25	3.66	0	0%	0
		More than 25	1.91	0	0%	0
		Can't Judge	1.64	12	19.05%	19.68
5. Whether the teachers dictates notes only	No	4.00	60	95.24%	240	
	Yes	0.67	2	3.17%	1.34	
	Can't Judge	1.65	1	1.59%	1.65	
2	1. Teachers ability to organize lecture	Excellent	9.25	59	93.65%	545.75
		Satisfactory	6.34	4	6.35%	25.36
		Inadequate	2.50	0	0%	0
		Can't Judge	3.16	0	0%	0
	2. Speed of presentation	Just Right	4.75	61	96.83%	289.75
		Too Fast	1.34	2	3.17%	2.68
		Can't Judge	1.40	0	0%	0
	3. Does the teacher encourage questioning	Yes	6.88	63	100%	433.44
		Some Times	3.89	0	0%	0
		No	0.74	0	0%	0
		Can't Judge	1.78	0	0%	0
	4. Behavior of the teacher	Pleasant	6.75	59	93.65%	398.25
		Indifferent	2.78	2	3.17%	5.56
		Unpleasant	1.28	1	1.59%	1.28
		Can't Judge	1.94	1	1.59%	1.94
	5. Sincerity of the teacher	Sincere	11.50	61	96.83%	701.5
		Not Sincere	1.33	1	1.59%	1.33
		Unable to Judge	5.06	1	1.59%	5.06
		Blank	4.03	0	0%	0
	6. Overall Teaching effectiveness	Excellent	11.25	57	90.48%	641.25
		Good	9.03	5	7.94%	45.15
		Fair	6.46	1	1.59%	6.46
		Poor	1.56	0	0%	0
		Can't Judge	2.03	0	0%	0

**Strength and Weakness**

- excellent teaching
- Sanu Sir provided the best study materials of all subjects this semester. Truly impressive teaching. He compiled vast topics to small slides, and still made them informative and interesting. His classes were interactive and he answered all questions very clearly. Truly, one of the best faculty I met this semester.
- great teacher
- Explains very well. notes are really extensive and to the point. helpful
- The classes create a free atmosphere to make mistakes and reassuring nature of the faculty enables the students to let their idea to be expressed





PRINCIPAL  
Sree Chitra Thirunai  
College of Engineering  
Trivandrum - 18

without the fear or judgements

**Special Remarks**

- The perfect teacher in whole of sem 1, perfect teaching style, perfect time, we could understand just from class and don't need to study at home because we already are equipped from class. Please don't ever sent him away it's a request.
- Tone of teaching is very helpful and friendly to us.
- Exceptional Teacher

**Head of The Department**



PRINCIPAL  
Sree Chitra Thirunai  
College of Engineering  
Trivandrum - 18



Staff : DR.ANUP THOMAS

Subject : CYL120 - ENGINEERING CHEMISTRY LAB

Session Name: Teacher Evaluation March 2021 R1

Session Id : TE-SN553-Apr-2021

Users Completed : 63

Batch : BTech KTU CS 2K20

Survey Id : TE26-Jan-2020

Overall Score : 95.17

Section	Question	Option	Mark	Users Opted	Opted %	Total Mark
1	1. Subject Knowledge	Excellent	17.75	57	90.48%	1011.7
		Good	14.13	6	9.52%	84.78
		Fair	10.28	0	0%	0
		Poor	3.53	0	0%	0
		Can't Judge	8.00	0	0%	0
	2. Clarity and Understanding of teachers Explanations	Excellent	14.50	46	73.02%	667
		Good	11.81	15	23.81%	177.15
		Fair	8.11	2	3.17%	16.22
		Poor	2.01	0	0%	0
		Can't Judge	4.09	0	0%	0
	3. Teachers Willingness to Help	Excellent	7.50	56	88.89%	420
		Good	5.71	6	9.52%	34.26
		Fair	4.04	1	1.59%	4.04
		Poor	1.13	0	0%	0
		Can't Judge	2.21	0	0%	0
	4. Approximate % of classes NOT engaged by the teachers	Less than 10	5.85	49	77.78%	286.65
		10 to 25	3.66	1	1.59%	3.66
		More than 25	1.91	0	0%	0
		Can't Judge	1.64	13	20.63%	21.32
		5. Whether the teachers dictates notes only	No	4.00	60	95.24%
	Yes	0.67	0	0%	0	
	Can't Judge	1.65	3	4.76%	4.95	
2	1. Teachers ability to organize lecture	Excellent	9.25	54	85.71%	499.5
		Satisfactory	6.34	8	12.7%	50.72
		Inadequate	2.50	0	0%	0
		Can't Judge	3.16	1	1.59%	3.16
	2. Speed of presentation	Just Right	4.75	56	88.89%	266
		Too Fast	1.34	4	6.35%	5.36
		Can't Judge	1.40	3	4.76%	4.2
	3. Does the teacher encourage questioning	Yes	6.88	56	88.89%	385.28
		Some Times	3.89	7	11.11%	27.23
		No	0.74	0	0%	0
		Can't Judge	1.78	0	0%	0
	4. Behavior of the teacher	Pleasant	6.75	58	92.06%	391.5
		Indifferent	2.78	3	4.76%	8.34
		Unpleasant	1.28	0	0%	0
		Can't Judge	1.94	2	3.17%	3.88
	5. Sincerity of the teacher	Sincere	11.50	60	95.24%	690
		Not Sincere	1.33	1	1.59%	1.33
		Unable to Judge	5.06	2	3.17%	10.12
		Blank	4.03	0	0%	0
	6. Overall Teaching effectiveness	Excellent	11.25	50	79.37%	562.5
		Good	9.03	12	19.05%	108.36
		Fair	6.46	1	1.59%	6.46
		Poor	1.56	0	0%	0
		Can't Judge	2.03	0	0%	0

**Strength and Weakness**

- excellent teaching
- excellent
- Explanations were excellent and was very clear and brief.
- Too much written work is counterproductive. Because of the workload we tend to merely fill the pages without actually learning anything(for which we don't get enough time).



PRINCIPAL  
Sree Chitra Thirunai  
College of Engineering  
Trivandrum - 18

**Special Remarks**

- In the lab part he was just up to the speed.
- Lab sessions, though Virtual, were very helpful. Thankyou sir.

**Head of The Department**



PRINCIPAL  
Sree Chitra Thirunai  
College of Engineering  
Trivandrum - 18



Staff : DR.ANUP THOMAS

Subject : CYT100 - ENGINEERING CHEMISTRY

Session Name: Teacher Evaluation March 2021 R1

Session Id : TE-SN553-Apr-2021

Users Completed : 63

Batch : BTech KTU CS 2K20


Survey Id : TE26-Jan-2020


Overall Score : 94.93

Section	Question	Option	Mark	Users Opted	Opted %	Total Mark
1	1. Subject Knowledge	Excellent	17.75	55	87.3%	976.25
		Good	14.13	8	12.7%	113.04
		Fair	10.28	0	0%	0
		Poor	3.53	0	0%	0
		Can't Judge	8.00	0	0%	0
	2. Clarity and Understanding of teachers Explanations	Excellent	14.50	48	76.19%	696
		Good	11.81	12	19.05%	141.72
		Fair	8.11	3	4.76%	24.33
		Poor	2.01	0	0%	0
		Can't Judge	4.09	0	0%	0
	3. Teachers Willingness to Help	Excellent	7.50	55	87.3%	412.5
		Good	5.71	7	11.11%	39.97
		Fair	4.04	1	1.59%	4.04
		Poor	1.13	0	0%	0
		Can't Judge	2.21	0	0%	0
	4. Approximate % of classes NOT engaged by the teachers	Less than 10	5.85	47	74.6%	274.95
		10 to 25	3.66	1	1.59%	3.66
		More than 25	1.91	0	0%	0
		Can't Judge	1.64	15	23.81%	24.6
	5. Whether the teachers dictates notes only	No	4.00	59	93.65%	236
Yes		0.67	2	3.17%	1.34	
Can't Judge		1.65	2	3.17%	3.3	
2	1. Teachers ability to organize lecture	Excellent	9.25	56	88.89%	518
		Satisfactory	6.34	6	9.52%	38.04
		Inadequate	2.50	1	1.59%	2.5
		Can't Judge	3.16	0	0%	0
	2. Speed of presentation	Just Right	4.75	52	82.54%	247
		Too Fast	1.34	6	9.52%	8.04
		Can't Judge	1.40	5	7.94%	7
	3. Does the teacher encourage questioning	Yes	6.88	58	92.06%	399.04
		Some Times	3.89	5	7.94%	19.45
		No	0.74	0	0%	0
	4. Behavior of the teacher	Pleasant	6.75	58	92.06%	391.5
		Indifferent	2.78	3	4.76%	8.34
		Unpleasant	1.28	1	1.59%	1.28
		Can't Judge	1.94	1	1.59%	1.94
	5. Sincerity of the teacher	Sincere	11.50	61	96.83%	701.5
		Not Sincere	1.33	0	0%	0
		Unable to Judge	5.06	2	3.17%	10.12
		Blank	4.03	0	0%	0
	6. Overall Teaching effectiveness	Excellent	11.25	49	77.78%	551.25
		Good	9.03	13	20.63%	117.39
		Fair	6.46	1	1.59%	6.46
		Poor	1.56	0	0%	0
		Can't Judge	2.03	0	0%	0

**Strength and Weakness**

- excellent teaching
- Anup Sir is already well known for his teaching effectiveness. He is friendly (extremely) and has this ability to make even seemingly boring topics appear not that bland ????
- very sincere amidst the various crisis he takes his best efforts
- The amount of sections he teaches every hour is incomparable with how much we have to put up with to complete studying a single hour. That much he completes in a single class. Too much that we only had time to do chemistry this whole semester.
- Excellent



  
PRINCIPAL  
Sree Chitra Thirunal  
College of Engineering  
Trivandrum - 11



- sessions were very extensive and explanations were very helpful. Notes are really great.
- Readiness and willingness to help is highly appreciable.... Bt just like every other subjects faced, even here the portions were to be covered in a hurry when it came to the end.... The assignments given at tht point also created a stress among the students as the exams were near, which otherwise would have helped a lot to connect with the learning more....

**Special Remarks**

- high knowledge depth
- Despite the difficulties he has to deal with, anup sir has done so much to make sure students understood the topics taught. He is very supportive of the students and we find him approachable in all difficulties.
- very lucky to have such a faculty
- Could have taken the topic a bit slow .
- Thankyou sir for putting in the effort for us.
- powli????

**Head of The Department**



**PRINCIPAL**  
*Sree Chitra Thirunai*  
*College of Engineering*  
*Trivandrum - 18*



Staff : APARNA S

Subject : HUN101 - LIFESKILLS

Session Name: Teacher Evaluation March 2021 R1

Session Id : TE-SN553-Apr-2021

Users Completed : 63

Batch : BTech KTU CS 2K20

Survey Id : TE26-Jan-2020

Overall Score : 93.89

Section	Question	Option	Mark	Users Opted	Opted %	Total Mark
1	1. Subject Knowledge	Excellent	17.75	47	74.6%	834.25
		Good	14.13	15	23.81%	211.95
		Fair	10.28	1	1.59%	10.28
		Poor	3.53	0	0%	0
		Can't Judge	8.00	0	0%	0
	2. Clarity and Understanding of teachers Explanations	Excellent	14.50	42	66.67%	609
		Good	11.81	18	28.57%	212.58
		Fair	8.11	2	3.17%	16.22
		Poor	2.01	1	1.59%	2.01
		Can't Judge	4.09	0	0%	0
	3. Teachers Willingness to Help	Excellent	7.50	50	79.37%	375
		Good	5.71	11	17.46%	62.81
		Fair	4.04	2	3.17%	8.08
		Poor	1.13	0	0%	0
		Can't Judge	2.21	0	0%	0
	4. Approximate % of classes NOT engaged by the teachers	Less than 10	5.85	48	76.19%	280.8
		10 to 25	3.66	2	3.17%	7.32
		More than 25	1.91	0	0%	0
		Can't Judge	1.64	13	20.63%	21.32
	5. Whether the teachers dictates notes only	No	4.00	57	90.48%	228
Yes		0.67	3	4.76%	2.01	
Can't Judge		1.65	3	4.76%	4.95	
2	1. Teachers ability to organize lecture	Excellent	9.25	46	73.02%	425.5
		Satisfactory	6.34	15	23.81%	95.1
		Inadequate	2.50	2	3.17%	5
		Can't Judge	3.16	0	0%	0
	2. Speed of presentation	Just Right	4.75	60	95.24%	285
		Too Fast	1.34	2	3.17%	2.68
		Can't Judge	1.40	1	1.59%	1.4
	3. Does the teacher encourage questioning	Yes	6.88	55	87.3%	378.4
		Some Times	3.89	8	12.7%	31.12
		No	0.74	0	0%	0
		Can't Judge	1.78	0	0%	0
	4. Behavior of the teacher	Pleasant	6.75	62	98.41%	418.5
		Indifferent	2.78	0	0%	0
		Unpleasant	1.28	0	0%	0
		Can't Judge	1.94	1	1.59%	1.94
	5. Sincerity of the teacher	Sincere	11.50	62	98.41%	713
		Not Sincere	1.33	0	0%	0
		Unable to Judge	5.06	1	1.59%	5.06
		Blank	4.03	0	0%	0
	6. Overall Teaching effectiveness	Excellent	11.25	46	73.02%	517.5
		Good	9.03	15	23.81%	135.45
		Fair	6.46	2	3.17%	12.92
		Poor	1.56	0	0%	0
		Can't Judge	2.03	0	0%	0

**Strength and Weakness**

- excellent teaching
- Though slow at times, she managed her classes well. Her classes were interesting and content rich, which was a great thing, considering the limited time she had to cover her portions
- excellent
- explained the topics well. Her notes were very helpful and her tone of teaching was very friendly.



PRINCIPAL  
Sree Chitra Thirunal  
College of Engineering  
Trivandrum - 1

**Special Remarks**

- pleasant attitude
- Though we got only few classes compared to dona miss in a week she was also up to the mark with dona miss. Excellent.
- Thankyou ma'am.

**Head of The Department**



A handwritten signature in green ink, consisting of a large, stylized initial 'C' followed by a horizontal line extending to the right.

**PRINCIPAL**  
*Sree Chitra Thirunai*  
*College of Engineering*  
*Trivandrum - 18*



Staff : DONA SEBASTIAN

Subject : HUN101 - LIFESKILLS

Session Name: Teacher Evaluation March 2021 R1

Session Id : TE-SN553-Apr-2021

Users Completed : 63

Batch : BTech KTU CS 2K20


Survey Id : TE26-Jan-2020

Overall Score : 95.3

Section	Question	Option	Mark	Users Opted	Opted %	Total Mark
1	1. Subject Knowledge	Excellent	17.75	49	77.78%	869.75
		Good	14.13	13	20.63%	183.69
		Fair	10.28	1	1.59%	10.28
		Poor	3.53	0	0%	0
		Can't Judge	8.00	0	0%	0
	2. Clarity and Understanding of teachers Explanations	Excellent	14.50	47	74.6%	681.5
		Good	11.81	15	23.81%	177.15
		Fair	8.11	1	1.59%	8.11
		Poor	2.01	0	0%	0
		Can't Judge	4.09	0	0%	0
	3. Teachers Willingness to Help	Excellent	7.50	52	82.54%	390
		Good	5.71	11	17.46%	62.81
		Fair	4.04	0	0%	0
		Poor	1.13	0	0%	0
		Can't Judge	2.21	0	0%	0
	4. Approximate % of classes NOT engaged by the teachers	Less than 10	5.85	48	76.19%	280.8
		10 to 25	3.66	2	3.17%	7.32
		More than 25	1.91	0	0%	0
		Can't Judge	1.64	13	20.63%	21.32
	5. Whether the teachers dictates notes only	No	4.00	59	93.65%	236
Yes		0.67	3	4.76%	2.01	
Can't Judge		1.65	1	1.59%	1.65	
2	1. Teachers ability to organize lecture	Excellent	9.25	50	79.37%	462.5
		Satisfactory	6.34	13	20.63%	82.42
		Inadequate	2.50	0	0%	0
		Can't Judge	3.16	0	0%	0
	2. Speed of presentation	Just Right	4.75	62	98.41%	294.5
		Too Fast	1.34	0	0%	0
		Can't Judge	1.40	1	1.59%	1.4
	3. Does the teacher encourage questioning	Yes	6.88	60	95.24%	412.8
		Some Times	3.89	2	3.17%	7.78
		No	0.74	1	1.59%	0.74
		Can't Judge	1.78	0	0%	0
	4. Behavior of the teacher	Pleasant	6.75	61	96.83%	411.75
		Indifferent	2.78	0	0%	0
		Unpleasant	1.28	0	0%	0
		Can't Judge	1.94	2	3.17%	3.88
	5. Sincerity of the teacher	Sincere	11.50	62	98.41%	713
		Not Sincere	1.33	0	0%	0
		Unable to Judge	5.06	0	0%	0
		Blank	4.03	1	1.59%	4.03
	6. Overall Teaching effectiveness	Excellent	11.25	51	80.95%	573.75
		Good	9.03	10	15.87%	90.3
		Fair	6.46	2	3.17%	12.92
		Poor	1.56	0	0%	0
		Can't Judge	2.03	0	0%	0

**Strength and Weakness**

- excellent teaching
- Dona Miss came late for us, but she handled everything very effectively with her limited time and resources. She helped us a lot when we faced issues. She had answers for all our questions and her classes were cheerful.
- excellent
- Very encouraging to speak up. Helps us to improve and explains topics well.
- understanding students...



*(Handwritten signature)*

PRINCIPAL  
Sree Chitra Thirunal  
College of Engineering  
Thiruvananthapuram

**Special Remarks**

- pleasant attitude
- Great Teacher. Handled her classes in the best possible way.
- The next lifeskill could also have been superb if she was our teacher.
- Lab sessions were extra fun. and she appreciates us by her heart which I personally loved the most. great ma'am

**Head of The Department**



A handwritten signature in green ink, consisting of a stylized, cursive initial or set of initials, followed by a horizontal line that extends to the right and ends in a small arrowhead.

PRINCIPAL  
Sree Chitra Thirunai  
College of Engineering  
Trivandrum - 18



Staff : DHANYA V V

Subject : MAT101 - LINEAR ALGEBRA & CALCULUS

Session Name: Teacher Evaluation March 2021 R1

Session Id : TE-SN553-Apr-2021

Users Completed : 63

Batch : BTech KTU CS 2K20

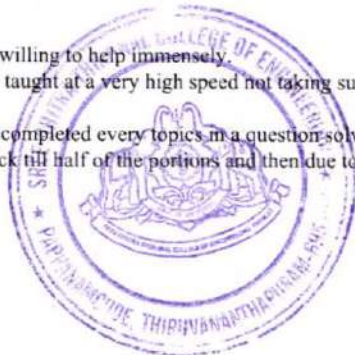
Survey Id : TE26-Jan-2020

Overall Score : 94.66

Section	Question	Option	Mark	Users Opted	Opted %	Total Mark
1	1. Subject Knowledge	Excellent	17.75	52	82.54%	923
		Good	14.13	10	15.87%	141.3
		Fair	10.28	1	1.59%	10.28
		Poor	3.53	0	0%	0
		Can't Judge	8.00	0	0%	0
	2. Clarity and Understanding of teachers Explanations	Excellent	14.50	50	79.37%	725
		Good	11.81	12	19.05%	141.72
		Fair	8.11	1	1.59%	8.11
		Poor	2.01	0	0%	0
		Can't Judge	4.09	0	0%	0
	3. Teachers Willingness to Help	Excellent	7.50	49	77.78%	367.5
		Good	5.71	14	22.22%	79.94
		Fair	4.04	0	0%	0
		Poor	1.13	0	0%	0
		Can't Judge	2.21	0	0%	0
	4. Approximate % of classes NOT engaged by the teachers	Less than 10	5.85	50	79.37%	292.5
		10 to 25	3.66	0	0%	0
		More than 25	1.91	0	0%	0
		Can't Judge	1.64	13	20.63%	21.32
	5. Whether the teachers dictates notes only	No	4.00	56	88.89%	224
Yes		0.67	4	6.35%	2.68	
Can't Judge		1.65	3	4.76%	4.95	
2	1. Teachers ability to organize lecture	Excellent	9.25	51	80.95%	471.75
		Satisfactory	6.34	12	19.05%	76.08
		Inadequate	2.50	0	0%	0
		Can't Judge	3.16	0	0%	0
	2. Speed of presentation	Just Right	4.75	56	88.89%	266
		Too Fast	1.34	3	4.76%	4.02
		Can't Judge	1.40	4	6.35%	5.6
	3. Does the teacher encourage questioning	Yes	6.88	56	88.89%	385.28
		Some Times	3.89	6	9.52%	23.34
		No	0.74	1	1.59%	0.74
		Can't Judge	1.78	0	0%	0
	4. Behavior of the teacher	Pleasant	6.75	58	92.06%	391.5
		Indifferent	2.78	1	1.59%	2.78
		Unpleasant	1.28	0	0%	0
		Can't Judge	1.94	4	6.35%	7.76
	5. Sincerity of the teacher	Sincere	11.50	61	96.83%	701.5
		Not Sincere	1.33	0	0%	0
		Unable to Judge	5.06	2	3.17%	10.12
		Blank	4.03	0	0%	0
	6. Overall Teaching effectiveness	Excellent	11.25	50	79.37%	562.5
		Good	9.03	11	17.46%	99.33
		Fair	6.46	2	3.17%	12.92
		Poor	1.56	0	0%	0
		Can't Judge	2.03	0	0%	0

**Strength and Weakness**

- excellent teaching
- Handled her subject well. Was willing to help immensely.
- Since we were time limited she taught at a very high speed not taking sufficient time for each problem.
- excellent
- very helpful and explains well. completed every topics in a question solving manner.
- The lectures were in perfect track till half of the portions and then due to deadlines the portions had to be covered in a hurry which made it less effective



*(Handwritten Signature)*

PRINCIPAL  
Sree Chitra Thirunal  
College of Engineering  
Trivandrum - 4

**Special Remarks**

- Despite the qualms of meeting students online, Dhanya ma'am always made it a point to get to know all the students personally, making small talk with us... She made math class fun and it's truly unfortunate that she has left SCT after only one semester with us first years. We wish ma'am all the best.
- She is one of the best teachers who completed at the right time, was able to understand topics well, feeling really bad to hear one of the finest teachers is leaving the college.
- will miss her in S4 thank you ma'am

**Head of The Department**



A handwritten signature in green ink, consisting of a large, stylized 'C' followed by a horizontal line and some smaller loops.

**PRINCIPAL**  
*Sree Chitra Thirunal*  
*College of Engineering*  
*Trivandrum - 11*



Staff : DR.SHIMI LAWRENCE

Subject : ESL120 - CIVIL & MECHANICAL WORKSHOP

Session Name: Teacher Evaluation March 2021 R1

Session Id : TE-SN553-Apr-2021

Users Completed : 63

Batch : BTech KTU CS 2K20

Survey Id : TE26-Jan-2020

Overall Score : 94.26

Section	Question	Option	Mark	Users Opted	Opted %	Total Mark
1	1. Subject Knowledge	Excellent	17.75	52	82.54%	923
		Good	14.13	11	17.46%	155.43
		Fair	10.28	0	0%	0
		Poor	3.53	0	0%	0
		Can't Judge	8.00	0	0%	0
	2. Clarity and Understanding of teachers Explanations	Excellent	14.50	44	69.84%	638
		Good	11.81	17	26.98%	200.77
		Fair	8.11	2	3.17%	16.22
		Poor	2.01	0	0%	0
		Can't Judge	4.09	0	0%	0
	3. Teachers Willingness to Help	Excellent	7.50	51	80.95%	382.5
		Good	5.71	12	19.05%	68.52
		Fair	4.04	0	0%	0
		Poor	1.13	0	0%	0
		Can't Judge	2.21	0	0%	0
	4. Approximate % of classes NOT engaged by the teachers	Less than 10	5.85	47	74.6%	274.95
		10 to 25	3.66	2	3.17%	7.32
		More than 25	1.91	0	0%	0
		Can't Judge	1.64	14	22.22%	22.96
5. Whether the teachers dictates notes only	No	4.00	59	93.65%	236	
	Yes	0.67	2	3.17%	1.34	
	Can't Judge	1.65	2	3.17%	3.3	
2	1. Teachers ability to organize lecture	Excellent	9.25	47	74.6%	434.75
		Satisfactory	6.34	15	23.81%	95.1
		Inadequate	2.50	1	1.59%	2.5
		Can't Judge	3.16	0	0%	0
	2. Speed of presentation	Just Right	4.75	57	90.48%	270.75
		Too Fast	1.34	4	6.35%	5.36
		Can't Judge	1.40	2	3.17%	2.8
	3. Does the teacher encourage questioning	Yes	6.88	56	88.89%	385.28
		Some Times	3.89	6	9.52%	23.34
		No	0.74	0	0%	0
		Can't Judge	1.78	1	1.59%	1.78
	4. Behavior of the teacher	Pleasant	6.75	59	93.65%	398.25
		Indifferent	2.78	1	1.59%	2.78
		Unpleasant	1.28	1	1.59%	1.28
		Can't Judge	1.94	2	3.17%	3.88
	5. Sincerity of the teacher	Sincere	11.50	62	98.41%	713
		Not Sincere	1.33	1	1.59%	1.33
		Unable to Judge	5.06	0	0%	0
		Blank	4.03	0	0%	0
	6. Overall Teaching effectiveness	Excellent	11.25	46	73.02%	517.5
		Good	9.03	15	23.81%	135.45
		Fair	6.46	2	3.17%	12.92
		Poor	1.56	0	0%	0
		Can't Judge	2.03	0	0%	0

**Strength and Weakness**

- excellent teaching
- Right speed good.
- excellent
- workshop sessions were excellent and fun to learn. we were made to do tasks ourselves helping us to connect well.

**Special Remarks**



PRINCIPAL  
Sree Chitra Thirunai  
College of Engineering  
Trivandrum - 1



- very helpful and encouraging, will explain same topics multiple times if needed without hesitation. will miss that in future

**Head of The Department**



*PRINCIPAL  
Sree Chitra Thirunal  
College of Engineering  
Trivandrum - 18*



Staff : DR.SHIMI LAWRENCE

Subject : EST120 - BASICS OF CIVIL & MECHANICAL ENGINEERING

Session Name: Teacher Evaluation March 2021 R1

Session Id : TE-SN553-Apr-2021

Users Completed : 64

Batch : BTech KTU CS 2K20


Survey Id : TE26-Jan-2020

Overall Score : 91.66

Section	Question	Option	Mark	Users Opted	Opted %	Total Mark
1	1. Subject Knowledge	Excellent	17.75	51	79.69%	905.25
		Good	14.13	13	20.31%	183.69
		Fair	10.28	0	0%	0
		Poor	3.53	0	0%	0
		Can't Judge	8.00	0	0%	0
	2. Clarity and Understanding of teachers Explanations	Excellent	14.50	41	64.06%	594.5
		Good	11.81	17	26.56%	200.77
		Fair	8.11	3	4.69%	24.33
		Poor	2.01	2	3.13%	4.02
		Can't Judge	4.09	1	1.56%	4.09
	3. Teachers Willingness to Help	Excellent	7.50	50	78.13%	375
		Good	5.71	12	18.75%	68.52
		Fair	4.04	2	3.13%	8.08
		Poor	1.13	0	0%	0
		Can't Judge	2.21	0	0%	0
	4. Approximate % of classes NOT engaged by the teachers	Less than 10	5.85	48	75%	280.8
		10 to 25	3.66	1	1.56%	3.66
		More than 25	1.91	0	0%	0
		Can't Judge	1.64	15	23.44%	24.6
		5. Whether the teachers dictates notes only	No	4.00	57	89.06%
Yes	0.67		5	7.81%	3.35	
Can't Judge	1.65		2	3.13%	3.3	
2	1. Teachers ability to organize lecture	Excellent	9.25	43	67.19%	397.75
		Satisfactory	6.34	16	25%	101.44
		Inadequate	2.50	3	4.69%	7.5
		Can't Judge	3.16	2	3.13%	6.32
	2. Speed of presentation	Just Right	4.75	51	79.69%	242.25
		Too Fast	1.34	7	10.94%	9.38
		Can't Judge	1.40	6	9.38%	8.4
	3. Does the teacher encourage questioning	Yes	6.88	54	84.38%	371.52
		Some Times	3.89	7	10.94%	27.23
		No	0.74	1	1.56%	0.74
		Can't Judge	1.78	2	3.13%	3.56
	4. Behavior of the teacher	Pleasant	6.75	60	93.75%	405
		Indifferent	2.78	4	6.25%	11.12
		Unpleasant	1.28	0	0%	0
		Can't Judge	1.94	0	0%	0
	5. Sincerity of the teacher	Sincere	11.50	61	95.31%	701.5
		Not Sincere	1.33	1	1.56%	1.33
		Unable to Judge	5.06	2	3.13%	10.12
		Blank	4.03	0	0%	0
	6. Overall Teaching effectiveness	Excellent	11.25	42	65.63%	472.5
		Good	9.03	17	26.56%	153.51
		Fair	6.46	3	4.69%	19.38
		Poor	1.56	1	1.56%	1.56
		Can't Judge	2.03	1	1.56%	2.03

**Strength and Weakness**

- Excellent teaching
- Extremely knowledgeable and sincere. One of the best teachers so far in my opinion. Takes great attention to detail in lectures and this reflects well in students who notice them.
- Though she says all that is required but puts like very little points which are not the way rather full context of the section she teaches. I would have been better if she includes more descriptive slides which is the one asked in exams.
- excellent
- helpful and friendly. extensive notes were provided



  
PRINCIPAL  
Sree Chitra Thirunal  
College of Engineering  
Trivandrum - 18

**Special Remarks**

- Shimi ma'am is always ready to answer and address any queries of the students and has taken several doubt clearing sessions as and when required by the students. We appreciate ma'am's efforts in taking that extra time and effort to help us learn better.
- helpful and clears doubts.

**Head of The Department**



PRINCIPAL  
Sree Chitra Thirunai  
College of Engineering  
Trivandrum - 18



Staff : GEETHA KUMARI B.

Subject : EST100 - ENGINEERING MECHANICS

Session Name: Teacher Evaluation March 2021 R1

Session Id : TE-SN553-Apr-2021

Users Completed : 64

Batch : BTech KTU CS 2K20


Survey Id : TE26-Jan-2020

Overall Score : 91.12

Section	Question	Option	Mark	Users Opted	Opted %	Total Mark
1	1. Subject Knowledge	Excellent	17.75	49	76.56%	869.75
		Good	14.13	14	21.88%	197.82
		Fair	10.28	0	0%	0
		Poor	3.53	1	1.56%	3.53
		Can't Judge	8.00	0	0%	0
	2. Clarity and Understanding of teachers Explanations	Excellent	14.50	39	60.94%	565.5
		Good	11.81	20	31.25%	236.2
		Fair	8.11	4	6.25%	32.44
		Poor	2.01	1	1.56%	2.01
		Can't Judge	4.09	0	0%	0
	3. Teachers Willingness to Help	Excellent	7.50	43	67.19%	322.5
		Good	5.71	18	28.13%	102.78
		Fair	4.04	2	3.13%	8.08
		Poor	1.13	1	1.56%	1.13
		Can't Judge	2.21	0	0%	0
	4. Approximate % of classes NOT engaged by the teachers	Less than 10	5.85	39	60.94%	228.15
		10 to 25	3.66	7	10.94%	25.62
		More than 25	1.91	0	0%	0
		Can't Judge	1.64	18	28.13%	29.52
	5. Whether the teachers dictates notes only	No	4.00	62	96.88%	248
Yes		0.67	2	3.13%	1.34	
Can't Judge		1.65	0	0%	0	
2	1. Teachers ability to organize lecture	Excellent	9.25	34	53.13%	314.5
		Satisfactory	6.34	27	42.19%	171.18
		Inadequate	2.50	2	3.13%	5
		Can't Judge	3.16	1	1.56%	3.16
	2. Speed of presentation	Just Right	4.75	52	81.25%	247
		Too Fast	1.34	3	4.69%	4.02
		Can't Judge	1.40	9	14.06%	12.6
	3. Does the teacher encourage questioning	Yes	6.88	57	89.06%	392.16
		Some Times	3.89	6	9.38%	23.34
		No	0.74	1	1.56%	0.74
		Can't Judge	1.78	0	0%	0
	4. Behavior of the teacher	Pleasant	6.75	60	93.75%	405
		Indifferent	2.78	2	3.13%	5.56
		Unpleasant	1.28	1	1.56%	1.28
		Can't Judge	1.94	1	1.56%	1.94
	5. Sincerity of the teacher	Sincere	11.50	60	93.75%	690
		Not Sincere	1.33	0	0%	0
		Unable to Judge	5.06	3	4.69%	15.18
		Blank	4.03	1	1.56%	4.03
	6. Overall Teaching effectiveness	Excellent	11.25	43	67.19%	483.75
		Good	9.03	18	28.13%	162.54
		Fair	6.46	2	3.13%	12.92
		Poor	1.56	1	1.56%	1.56
		Can't Judge	2.03	0	0%	0

**Strength and Weakness**

- Excellent teaching, no weakness found
- Excellent teaching techniques with easy problem solving tricks.
- It sometimes seems like she reads the answers rather than explaining it. The way of teaching is not at all organized.
- excellent
- interactive and encouraging
- none
- Explains everything systematically, with clarity.... Some of the portions could be discussed only on study leave which made it difficult to grasp



*(Handwritten Signature)*

PRINCIPAL  
Sree Chitra Thirunal  
College of Engineering  
Trivandrum - 18

**Special Remarks**

- Experience in teaching makes her easy to understand the doubts
- friendly and helpful

**Head of The Department**



A handwritten signature in green ink, consisting of a stylized 'S' followed by a horizontal line that ends in a small hook.

**PRINCIPAL**  
**Sree Chitra Thirunal**  
**College of Engineering**  
**Trivandrum - 18**